

Parent Helper Guidance

Thank you so much for giving your time this evening. Parent helpers play a really important role in in keeping our group going and running safely. Here's how you can be the most helpful to the leaders and our scouts.




Jump in and help with

- **Set up/pack away** – chairs, tables, kit, crafts, clean up etc.
- **Supervise small groups** – help run an activity base, game or craft
- **Outdoor activities** – keep an eye on boundaries, head count your group regularly
- **Encouragement** – cheer young people on.
- **Safety** – spot hazards, remind scouts to be safe, flag any concerns to a leader.
- **Housekeeping tasks** – help with handout, coats or other practical bits.
- **Read and follow the risk assessment for the evening**

While helping out

- **Follow the leaders lead** – if unsure ask them.
- **Support behaviour calmly** – back up leaders
- **Stay present** – avoid phones or side conversations unless urgent
- **Respect privacy** – don't take or share photos without permission.
- **First aid or behavioural issues?** – always refer these to a Leader, even/especially if it's your own child
- **Treat everyone the same** -To keep things fair for all young people, we'll usually place you in a group separate from your own child/children. This helps ensure everyone is treated equally and encourages independence.
- **What Happened at Scouts, Stays at Scouts** – if you see your child being told off, don't worry. Unless the leader talks to you about it, it doesn't need further telling off at home!

What NOT to Do

-  Never be alone one-on-one with a child.
-  Don't discipline – refer issues to Leaders.
-  Don't share photos or details of the session on social media.

Thank You!